



# Ports Authority Tonga

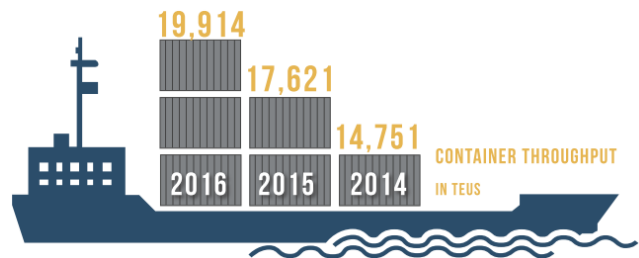
## Publication of 2016 Annual Report

The Ports Authority Tonga (PAT) is pleased to publish the summary of its 2016 Annual Report including its performance against the business plan and 2017 projections in accordance with Section 22 (2) of the Public Enterprises Act 2002. PAT registered a strong performance, thus completed another highly successful year for the Authority that serves as the trade, logistics and Tonga's gateway for global maritime trade.

### Highlights

#### 1. Volumes

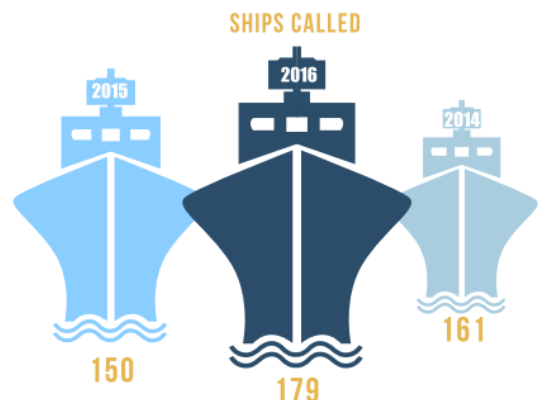
The cargo throughput increased by 15% from 290,532 tonnes in 2015 to 333,847 tonnes in 2016. This trend is expected to continue considering the major construction projects that are in progress in the country.



The Container throughput hit record high of 19,914 in 2016.

#### 2. Ships Called

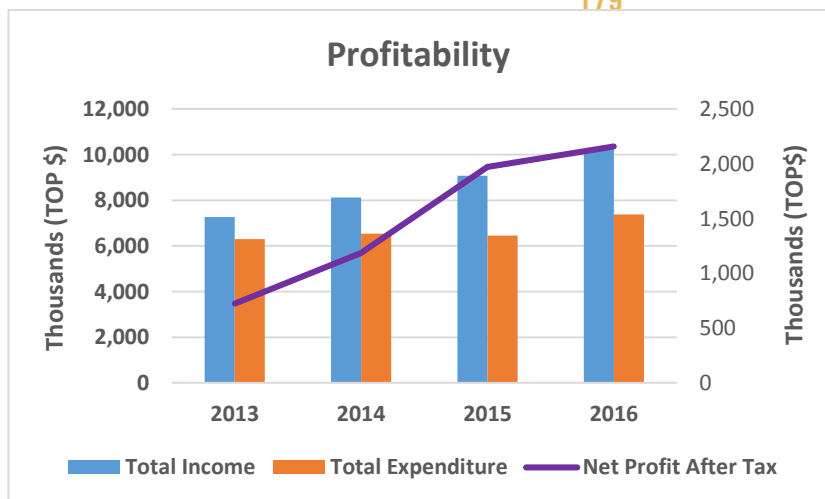
The number of ships called at the Port of Nuku'alofa during the year increased considerably from 150 calls in 2015 to 179 at the end of 2016, a 19% increase or an average of 15 vessels per month.



#### 3. Strategic Initiatives

PAT continued to invest in strengthening and maintaining the Authority's operational efficiency. The capital investments were mainly for major port related projects including but not limited to:

- i. Installation of LED Lights at Queen Salote Wharf that are more power efficient with low voltages usage while providing much light.
- ii. Upgrading the Vuna Wharf Yacht Marina.
- iii. Paving Queen Salote International Wharf with Bitumen Cold Mix.
- iv. Constructing the New Domestic Wharf.
- v. Acquisition of the new Kalmar Reachstacker.
- vi. Upgrading of the Head Office Building Phase 1.

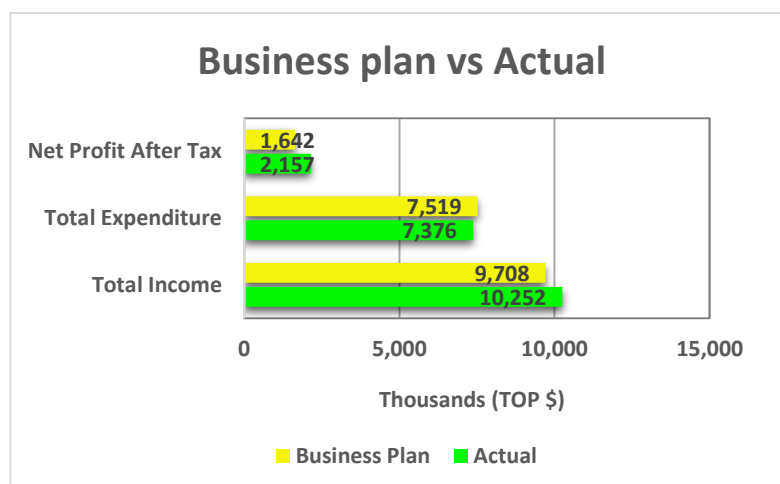


#### 4. Community Involvement

PAT continued active involvement in promoting community activities at a total of \$77,552.51 during the year.

#### 5. Financials

- i. The **total Income** recorded a new milestone in reaching \$10 million at the end of the year, an increase of 13% from the previous year and 6% higher than the budget.
- ii. The **Net Profit After Tax** recorded an unprecedented \$2.2 million, an increase of 16% from the 2014/15 result.
- iii. The **Dividend** declared and paid to the Shareholder increased by 62% to \$1.6 million, representing 75% of the Net Profit After Tax.



#### 6. Financial Performance

##### Statement of Financial Performance

Year ended 30 June	2015	2016	2016	2017
	Audited (\$)	Business Plan (\$)	Audited (\$)	Business Plan (\$)
Total Revenue	9,071,100	9,708,000	10,252,211	11,078,000
Total Operating Expenses *	(6,332,120)	(7,341,000)	(7,256,926)	(7,521,000)
Earning Before Interest and Tax (EBIT)	2,738,980	2,367,000	2,995,285	3,557,000
Net finance cost	(114,766)	(177,000)	(119,087)	(177,000)
<b>Net Profit Before Tax</b>	<b>2,624,214</b>	<b>2,190,000</b>	<b>2,876,198</b>	<b>3,380,000</b>
Income Tax	(653,197)	(547,000)	(719,049)	(845,000)
<b>Net Profit After Tax</b>	<b>1,971,017</b>	<b>1,643,000</b>	<b>2,157,149</b>	<b>2,535,000</b>

##### Statement of Financial Position

As at 30 June	2015	2016	2016	2017
	Audited (\$)	Business Plan (\$)	Audited (\$)	Business Plan (\$)
Current Assets	4,371,981	4,298,000	3,818,035	4,121,000
Non-Current Assets	19,331,138	23,775,000	20,656,112	24,768,000
<b>Total Assets</b>	<b>23,703,119</b>	<b>28,073,000</b>	<b>24,474,147</b>	<b>28,889,000</b>
Current Liabilities	2,457,120	2,100,000	2,723,110	2,265,000
Non-Current Liabilities	3,250,873	7,326,000	2,677,336	7,304,000
<b>Total Liabilities</b>	<b>5,707,993</b>	<b>9,426,000</b>	<b>5,400,446</b>	<b>9,569,000</b>
<b>Net Assets</b>	<b>17,995,126</b>	<b>18,647,000</b>	<b>19,073,701</b>	<b>19,320,000</b>

Capital	10,949,097	10,949,097	10,949,097	10,949,000
General Reserve	7,046,029	7,697,903	8,124,604	8,371,000
<b>Equity</b>	<b>17,995,126</b>	<b>18,647,000</b>	<b>19,073,701</b>	<b>19,320,000</b>

### Statement of Cash Flow

Year ended 30 June	2015 Audited (\$)	2016 Business Plan (\$)	2016 Audited (\$)	2017 Business Plan (\$)
Net cash generated from operating activities	4,072,727	3,422,000	4,324,276	4,714,000
Net cash used in investing activities	(3,388,172)	(5,995,000)	(2,768,854)	(7,108,000)
Net cash used in financing activities	(1,044,805)	1,524,000	(1,471,959)	1,077,000
Net increase/(decrease) in cash and cash equivalents	(360,250)	(1,049,000)	83,463	(1,317,000)
Cash and cash equivalents at the beginning of the year	2,208,937	2,849,000	1,848,687	2,849,000
<b>Cash and cash equivalents at the end of the year</b>	<b>1,848,687</b>	<b>1,800,000</b>	<b>1,932,150</b>	<b>1,532,000</b>

Financial Review	2015 Audited (\$)	2016 Business Plan (\$)	2016 Audited (\$)	2017 Business Plan (\$)
ROE	11%	9%	11%	13%
NPAT (\$)	1,971,017	1,643,000	2,157,149	2,535,000
EBIT (\$)	2,738,980	2,367,000	2,995,285	3,557,000
Gearing (\$)	18%	39%	14%	38%
Cash Flow from Operating Activities (\$)	4,072,727	3,422,000	4,324,276	4,714,000
Interest time cover	24	13	25	20

Operational Review	2015 Audited (\$)	2016 Business Plan (\$)	2016 Audited (\$)	2017 Business Plan (\$)
Gross Tonnage of called vessels	1,698,851	1,877,189	1,937,609	2,035,574
Cargo throughput (tonnes)	290,532	342,599	333,847	340,000
No. Containers (TEUs)	17,621	19,108	19,914	21,417
Number of Ships called	150	158	179	167
Number of Employees	150	165	152	150

The Ports Authority Tonga's Annual Report will be available at the Head Office, 1st floor Ports Authority Tonga Building, Queen Salote Wharf, Maúfanga at \$50 paánga per copy. It can also be downloaded from the Ports Authority Tonga's website: [www.portsauthoritytonga.com](http://www.portsauthoritytonga.com)

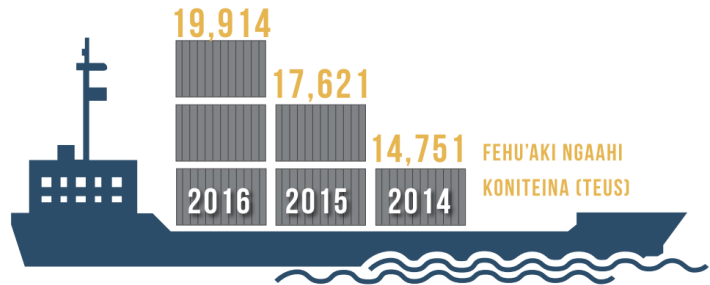
# Pulusi 'o e Fakamatala Fakata'u 2016 – Ma'u Mafai ki he Ngaahi Taulanga 'o Tonga

Óku fiefia á e Maú Mafai ki he Ngaahi Taulanga ó Tonga ke pulusi atu éne Fakamatala fakataú ki he 2016 á ia óku kau ai á e fakahoa éne fakahoko fatongia ki he palani fakapisinisi pea mo e tukufua ki he 2017 ó fakatatau ki he Kupu 22(2) ó e Lao ki he Ngaahi Pisinisi á e Puleánga 2002. Na'e lekooti foki ha to e ikuna fisifisimu'a 'e taha 'i he ngata'anga 'o e ta'u 'e he Ma'u Mafai 'a ia 'oku fakahoko ai 'a e fefakatau'aki, fakahoko ngaue ki he fe'ave'aki 'o e ngaahi koloa pea mo e matapa ki he fefakatau'aki fakamamani lahi 'i tahi.

## Makamaile

### 1. Fehu'aki 'o e Ngaahi Uta

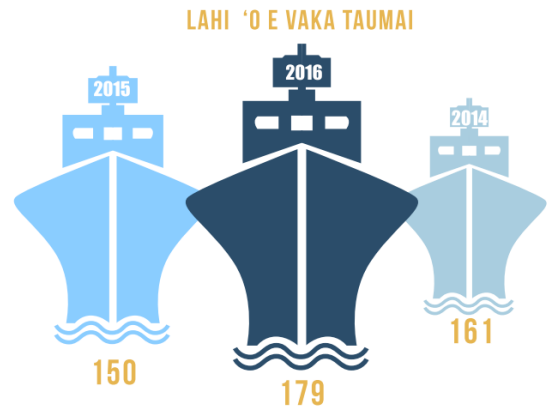
Na'e laka hake 'aki 'a e peseti 'e 15% 'a e lahi 'o e ngaahi uta mei he toni 'e 290,532 'i he 2015 ki he toni 'e 333,847 'i he 2016. 'Oku 'amanaki 'a e Ma'u Mafai 'e hokohoko atu ai pe 'a e fakautuutu ke lahi ange 'a e fehu'aki 'a e ngaahi uta koe'uhi ko e ngaahi poloseki langa lalahi 'oku lolonga fakahoko 'i he fonua.



Na'e fokotu'u mo e lekooti fo'ou 'i he lahi 'o e fehau'aki 'o e ngaahi koniteina 'i he tu'unga ma'olunga ko e koniteina 'e 19,914 'i he 2016.

### 2. Ngaahi Vaka Tau-Mai

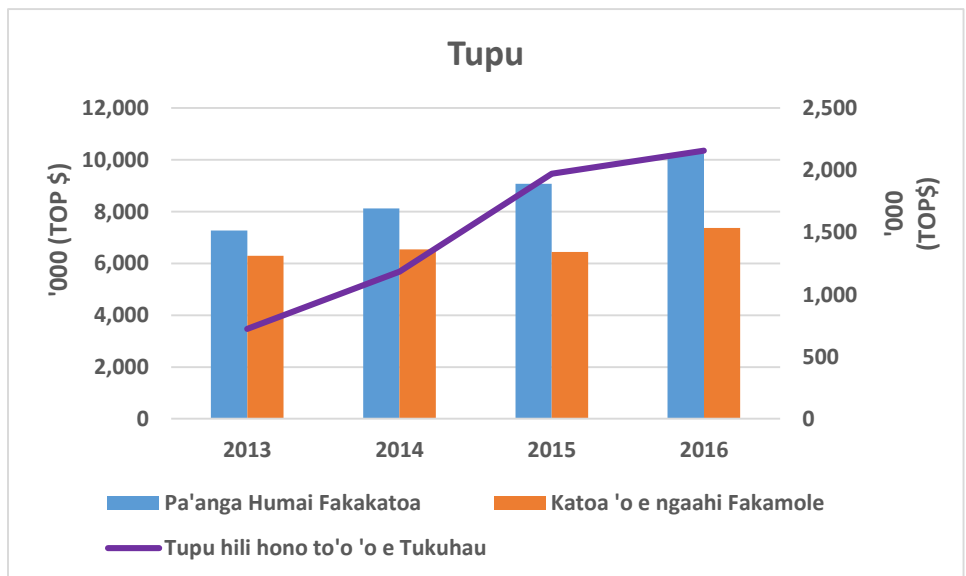
Na'e 'i ai 'a e fakalaka lahi 'i he ngaahi vaka na'e tau-mai ki he Taulanga Nuku'alofa lolotonga 'o e ta'u mei he 150 'i he 2015 ki he 179 'i he ngata'anga 'o e 2016. Ko e hiki 'eni 'aki 'a e peseti 'e 19% pe ko e 'avalisi ki he vaka 'e 15 ki he mahina.



### 3. Ngaahi Ngaue Lalahi Na'e Fakahoko

Na'e hokohoko atu ai pe 'a e 'inivesi 'a e Ma'u Mafai 'i he ngaahi ngaue ke fakamalohi'i pea tauhi 'i he tu'unga lelei 'a 'ene fakahoko fatongia. Ko e 'inivesi 'i he ngaahi koloa tu'uma'u na'e fakatefito ia 'i he ngaahi poloseki ki he taulanga 'o kau ai pea 'ikai fakangatangata ki he ngaahi ngaue ni:

- i. Fokotu'u 'o e ngaahi maama LED 'i he Uafu Kuini Salote 'a ia 'oku lelei age 'a 'ene ngaue'aki e ivi'i 'uhila pea si'i hifo e volota 'oku ne faka'aonga'i ka e lolotonga ia 'oku ne 'omi 'e ia ha maama lahi ange.
- ii. Fakalelei'i 'o e tau'anga 'iote 'i he Uafu Vuna.
- iii. Valita 'o e konga 'i he Uafu Fakatu'apule'anga ko Kuini Salote.
- iv. Langa fo'ou 'o e Uafu Fakalotofonua.
- v. Fakataumai 'o e misini



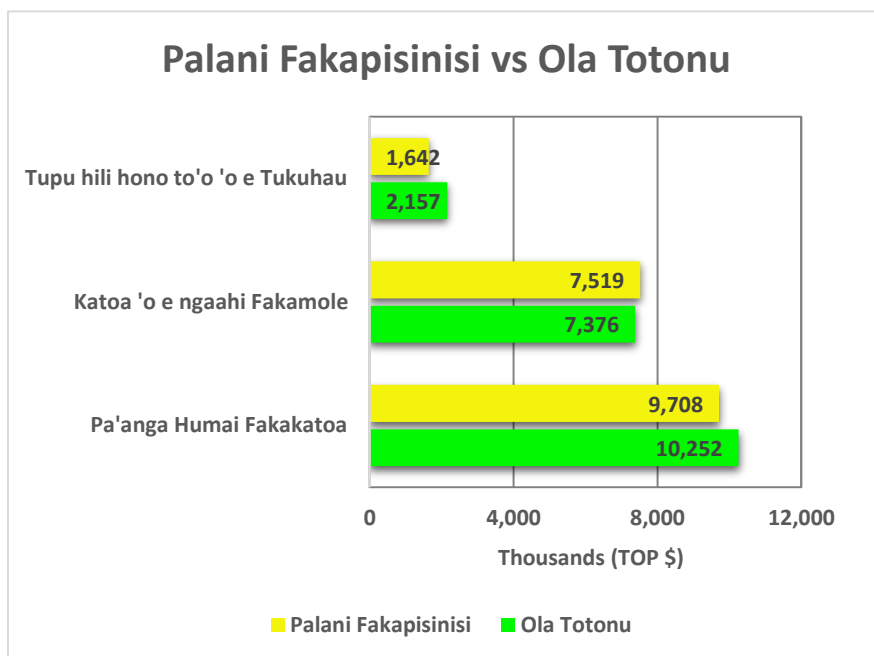
hiki mo fokotu'utu'u koniteina.  
vi. Fakalelei'i 'o e Fale 'Ulu'i 'Ofisi – Konga 1.

#### 4. Ngaahi Fatongia Fakafeitu'u mo Fakafonua

'I he lolotonga e ta'u na'e kei hokohoko māfana ai pe 'a e longomo'ui 'a e Ma'u Mafai 'i hono poupu mo tu'uaki e ngaahi fatongia kehekehe 'i he kolo mo e fonua 'o fe'unga faka-katoa pea mo e \$77,552.51.

#### 5. Tu'unga Fakapa'anga

- i. Na'e to e ikuna'i 'e he Ma'u Mafai ha makamaile fo'ou 'i he 'ene fuofua a'usia 'a hono tanaki 'a e **pa'anga humai fakalukufua** ko e \$10 miliona 'i he ngata'anga 'o e ta'u. Ko e hiki hake 'eni 'aki 'a e peseti 'e 13% mei he ta'u kuo hili pea ma'olunga 'aki 'a e peseti 'e 6% 'i he Patiseti.
- ii. Na'e toe fokotu'u foki 'e he Ma'u Mafai mo ha lekooti fo'ou ne te'eki a'usia ki mu'a, 'a ia ko e **tupu haohaoa** \$2.2 miliona, hili hono to'o 'o e tukuha'u (NPAT), 'o fakalaka hake ia 'aki e peseti 'e 16% mei he ola 'o e 2014/15.
- iii. Na'e hiki hake 'aki 'a e peseti 'e 62% 'a e lahi 'o e **totongi 'inasi pe tiviteni** na'e totongi ki he Ma'u 'Inasi ki he \$1.6 miliona, 'a ia ko e peseti ia 'e 75% 'o e tupu haohaoa.



#### 6. Ola Fakapa'anga

##### Fakamatala ki he Tupu mo e Mole

	2015	2016	2016	2017
Fakaosinga ó e taú 30 Sune	Átita	Palani Fakapisinisi	Átita	Palani Fakapisinisi
Pa'anga humai fakakatoa	9,071,100	9,708,000	10,252,211	11,078,000
Katoa ó e fakamole ki he ngaahi ngaue angamaheni	(6,332,120)	(7,341,000)	(7,256,926)	(7,521,000)
EBIT	2,738,980	2,367,000	2,995,285	3,557,000
Fakamole ki he ngaahi meá fakapa'anga	(114,766)	(177,000)	(119,087)	(177,000)
<b>Tupu kimuá hono toó ó e tukuha'u</b>	<b>2,624,214</b>	<b>2,190,000</b>	<b>2,876,198</b>	<b>3,380,000</b>
Tukuha'u	(653,197)	(547,000)	(719,049)	(845,000)
<b>Tupu hili hono toó ó e tukuha'u</b>	<b>1,971,017</b>	<b>1,643,000</b>	<b>2,157,149</b>	<b>2,535,000</b>

## Fakamatala ki he Tuúnga Fakapaánga

I he áho 30 Sune	2015	2016	2016	2017
	Átita	Palani Fakapisinisi	Átita	Palani Fakapisinisi
Ngaahi koloa	4,371,981	4,298,000	3,818,035	4,121,000
Ngaahi koloa tuúmaú	19,331,138	23,775,000	20,656,112	24,768,000
<b>Katoa ó e ngaahi koloa</b>	<b>23,703,119</b>	<b>28,073,000</b>	<b>24,474,147</b>	<b>28,889,000</b>
Ngaahi moúa lolotonga	2,457,120	2,100,000	2,723,110	2,265,000
Ngaahi moúa taimi loloa	3,250,873	7,326,000	2,677,336	7,304,000
<b>Katoa ó e ngaahi moúa</b>	<b>5,707,993</b>	<b>9,426,000</b>	<b>5,400,446</b>	<b>9,569,000</b>
<b>Katoa ó e ngaahi koloa hili hono toó ó e ngaahi moúa</b>	<b>17,995,126</b>	<b>18,647,000</b>	<b>19,073,701</b>	<b>19,320,000</b>
Koloa kamata	10,949,097	10,949,097	10,949,097	10,949,000
Paánga Talifaki	7,046,029	7,697,903	8,124,604	8,371,000
<b>Katoa ó e Sinoi Ínasi mo e paánga talifaki</b>	<b>17,995,126</b>	<b>18,647,000</b>	<b>19,073,701</b>	<b>19,320,000</b>

## Fakamatala ki he Fehuáki 'a e Paánga

Fakaósinga ó e taú 30 Sune	2015	2016	2016	2017
	Átita	Palani Fakapisinisi	Átita	Palani Fakapisinisi
Katoa ó e paánga humai mei he ngaue tefito	4,072,727	3,422,000	4,324,276	4,714,000
Katoa ó e paánga humai mei he ngaahi ínivesimeni	(3,388,172)	(5,995,000)	(2,768,854)	(7,108,000)
Katoa ó e paánga naé ngaueáki ki he ngaahi ngaue fakapaánga	(1,044,805)	1,524,000	(1,471,959)	1,077,000
Katoa ó e hiki/(holo) í he paánga pe tatau mo e paánga	(360,250)	(1,049,000)	83,463	(1,317,000)
Paánga mo e tatau mo e paánga í he kamataánga ó e taú	2,208,937	2,849,000	1,848,687	2,849,000
<b>Paánga mo e tatau mo e paánga í he ngataánga ó e taú</b>	<b>1,848,687</b>	<b>1,800,000</b>	<b>1,932,150</b>	<b>1,532,000</b>

	2015	2016	2016	2017
<b>Ngaahi Ola Fakapaánga</b>				
	<b>Átita</b>	<b>Palani Fakapisinisi</b>	<b>Átita</b>	<b>Palani Fakapisinisi</b>
Tupu 'i he Sino'i 'Inasi	11%	9%	11%	13%
Tupu 'osi tukuhau'i (\$)	1,971,017.00	1,643,000.00	2,157,149.00	2,535,000.00
Tupu kimu'a he totongi tupu mo e tukuhau (\$)	2,738,980	2,367,000	2,995,285	3,557,000
Fakahoa 'o e mo'ua 'i he no mei he pangike ki he Sino'i 'Inasi	18%	39%	14%	38%
Pa'anga humai mei he ngaue tefito	4,072,727	3,422,000	4,324,276	4,714,000
Mafai totongi ó e totongi tupu í he no	24	13	25	20
<b>Ngaahi Ola 'o e Fakahokofatongia</b>				
	<b>Átita</b>	<b>2016 Palani Fakapisinisi</b>	<b>2016 Átita</b>	<b>2017 Palani Fakapisinisi</b>
Mamafa fakakatoa ó e ngaahi vaka naé tau mai	1,698,851	1,877,189	1,937,609	2,035,574
Lahi ó e koloa humai/hu atu (toni)	290,532	342,599	333,847	340,000
Lahi ó e koniteina (TEUs)	17,621	19,108	19,914	21,417
Lahi ó e ngaahi vaka naé tau mai	150	158	179	167
Tokolahi ó e kau ngaue	150	165	152	150

É malava ke maú atu á e fakamatala fakataú á e Maú Mafai ki he Ngaahi Taulanga mei he 'Uluí 'Ofisi pe, fungavaka úluaki ó e Ófisi ó e Maú Mafai ki he Ngaahi Taulanga, Uafu Kuini Salote, Maúfanga ki he paánga é 50 ki he tatau. É toe malava pe foki ke to e maú atu í he ngaluope, tuásila: [www.portsauthoritytonga.com](http://www.portsauthoritytonga.com)